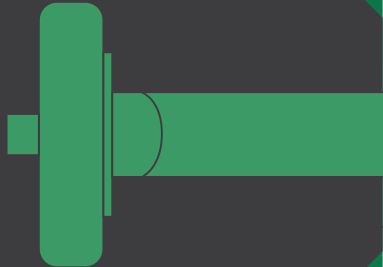


EMERGENCY EXIT & PANIC HARDWARE



the best way
out



EMERGENCY EXIT & PANIC HARDWARE

Strand Hardware Ltd supplies high quality Window and Door Hardware for commercial buildings sourced from top European manufacturers and from its own locally manufactured range. Products are sold primarily through leading industry wholesalers and architectural ironmongers to whom Strand offers first class customer care and technical support from experienced industry professionals.

This catalogue shows the Strand Antipanic Emergency Exit and Panic Hardware range which is a result of European collaboration, designed and engineered in Italy and assembled in the UK. This has produced the ultimate range of reversible escape devices combining ease of operation, simplicity of fixing and aesthetic appearance.

CONTENTS

Standards and information	2-3
Modular range with Push Bar	4-5
Modular range with Push Pad	6-7
Touch Bar range	8-9
Motorised Touch Bar range	10-11
Outside access devices	12-13
Crossarms and push pads	14
Pullman latches and covers	15
Glass door fittings	16
Cylinders, key blanks	17
Strike and electric strikers	18-19
Strand Antipanic door applications	20-21
Frequently Asked Questions	22-23

STANDARDS AND INFORMATION

Architects and Specifiers are increasingly influenced to specify only CE marked products for fire and escape doors. This is the best practice to ensure products comply with the essential requirements of the Construction Product Regulations. From 2010 only those devices which have been CE marked may be used. All Strand Antipanic Emergency Exit and Panic Hardware have been successfully tested and meet the requirements.

To comply with the Construction Product Regulations we have to supply declarations of Performance for CE marked products, these are available on our website.

Specification and testing

EN 1125: 2008	EN 179: 2008
All devices of Panic Hardware with full width cross arm or touch bar.	All devices of Panic Hardware with push pad.
Suitable for use in all public buildings where people are unfamiliar with the surroundings.	Suitable for use in offices and premises where people are familiar with the surroundings and exits which limits the risk of a panic situation developing.


- All devices are CE marked and include classification information.
- Hardware has passed strenuous wear and durability tests successfully completing 200,000 cycles required.
- No modifications of any kind other than those described in the installation instructions are permitted.

Classifications explained

Panic Hardware (EN 1125: 2008)	Emergency Exit devices (EN 179: 2008)
<p>3-7-7-B-1-4-2-2-A-A</p> <p>[3] Suitable for use in high frequency applications. [7] Tested to 200,000 cycles. [7] For door mass over 200kg. [B] Suitable for use on fire/smoke door assemblies. [1] Safe for use on escape route doors. [4] Very high corrosion resistance (240 hours). [2] With grade 2 security level 1000N. [2] With horizontal bar projection up to 100mm. [A] A 'push bar' type A panic exit device. [A] For use on outward opening single & double doors, active or inactive leaf.</p>	<p>3-7-7-B-1-4-4-2-B-A</p> <p>[3] Suitable for use in high frequency applications. [7] Tested to 200,000 cycles. [7] For door mass over 200kg. [B] Suitable for use on fire/smoke door assemblies. [1] Safe for use on escape routes. [4] Very high corrosion resistance (240 hours). [4] With grade 4 security level 3000N. [2] With projection to up 100mm. [B] A 'push pad' type B emergency exit device. [A] For use on outward opening single & double doors, active or inactive leaf.</p>

Certification

Certification of products has been carried out in Italy by ICIM (the Certification Institute for the Mechanical Engineering Industry).



Where in an emergency or panic situation Strand Antipanic devices are designed to release exit doors by means of a push bar, touch bar or a push pad on outward opening single or double doors. Doors can be opened from the outside with the option of an outside access device, but even when the door is locked from the outside they can still freely be released from inside.

Ordering instructions

1. Product range, PH (Crossarm/Push pad modular range), PHT (Touch bar range), PHTM (Motorised touch bar range).
2. Panic Bolt (Vertical pullman latches at top and bottom), or single or 3 point latch (Horizontal pullman latches).
3. Door/frame material (If PVCu - the profile name is also required).
4. Single leaf or pair of doors (if double doors - are they rebated or straight edged?).
5. If outside access is required.
6. Size of door (if larger than standard size is required).
7. Finish required.

Specifications and testing

All devices of Panic Hardware with cross arm or touch bar have been tested and certified to EN 1125, all devices of Emergency Exit hardware with push pad have been tested and certified to EN 179. This has been identified throughout the catalogue.



Indicates device is tested, certified CE marked to EN1125



Indicates device is tested, certified and CE marked to EN179



Indicates device is Certifire Approved

Certifire is an independent certification scheme that assesses performance, quality and traceability of fire protection products. Certification is available on request or on the certification product register www.warringtoncertification.com/certifire.

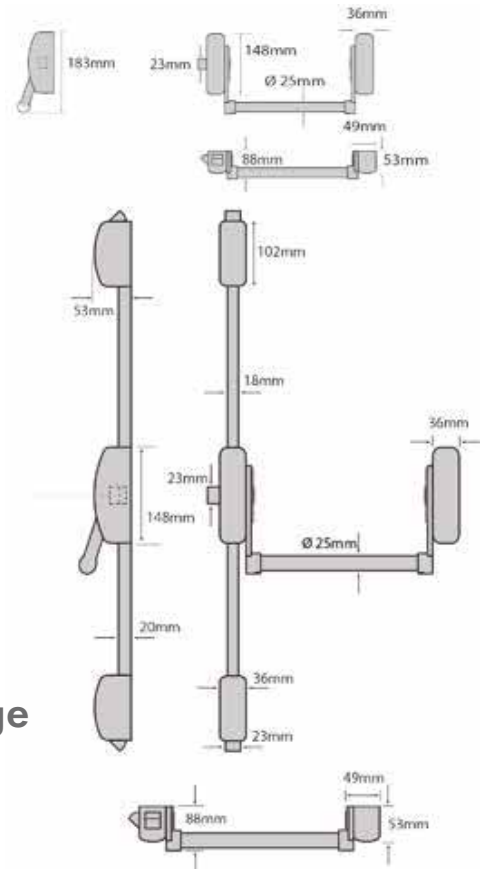
Key to Strand Hardware's product finishes

Powder Coated		Plated Finishes	
Finish Code	Description	Finish Code	Description
SC (00)	*Other colours	SSSP (44)	Satin Stainless Steel Plated
EPS (20)	Silver (RAL 7040)	SSGN (84)	Satin Stainless Steel Plated with Green cross arm
EPB (01)	Black (RAL 9005)		
EPW (25)	White (RAL 9010)	PSSP (55)	*Polished Stainless Steel Plated finish
SGN (82)	Silver with Green cross arm	BP (43)	Brass Plated
BGN (81)	Black with Green cross arm	SS (14)	Stainless Steel 316
BSR (80)	Black with SAA cross arm	* Plated finishes and other colours can be produced to special order.	

MODULAR RANGE WITH PUSH BAR



Technical Drawings



Technical drawings applicable to PH350, PH355, PH357

Strand Antipanic Modular Push Bar Range

- The modular push bar panic exit device range comprises a full width cross bar and modular components (standard mechanism, idler and cross arm).
- The range offers a large degree of flexibility and can provide 1, 2 and 3 point latches (with horizontal or side entry pullman latches) and 2 or 3 point bolts (with vertical pullman latches).
- Suitable for public buildings (such as hotels, schools, retail outlets, hospitals, nightclubs) where people are unfamiliar with surroundings.
- Standard devices suitable for doors up to 2585mm high, 1050mm wide, for larger doors variations available to suit doors up to 3150mm high, 1450mm wide.

Application

- Supplied with striker plates for timber doors as standard.
- Strikers also available for PVC-U, Aluminium and Steel doors (Please specify when ordering).

Dogging facility:

Dogging should not be used on the fire/smoke door assemblies

- The modular range is available with a dogging or hold-back facility (Additional cost).
- Can only be used on escape doors.
- If required specify when ordering.



All Panic Hardware devices (with full width crossarm) have been tested and certified to EN1125 : 2008 (classification 3-7-7-B-1-4-2-2-A-A)

Microswitch

- The modular cross bar range can be provided with a microswitch contained in either the operating mechanism or idler.
- If required please specify at the time of ordering stating the microswitch location (Additional cost).

Outside access

- Optional outside access devices are available to provide entry from the outside (See page 12-13 for further information).



Finishes

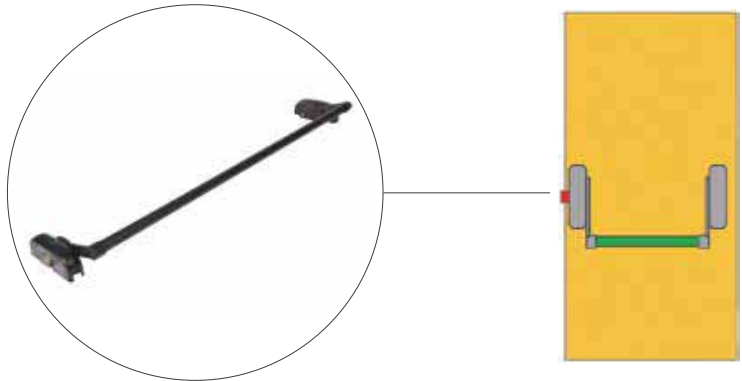
Powder coated finishes

- Silver EPS (20)
- Black EPB (01)
- White EPW (25)
- Silver with Green crossarm SGN (82)
- Black with Green crossarm BGN (81)
- White with Green crossarm WGN (85)
- Black with SAA crossarm BSR (80)
- Other colours (00)

Plated finishes

- Satin Stainless Steel Plated SSSP (44)
 - Satin Stainless Steel Plated with Green cross arm SSGN (84)
 - *Polished Stainless Steel Plated PSSP (55)
 - *Polished Brass Plated BP (43)
- * Various other RAL colours and plated finishes are available to special order. Please contact us to enquire.

PH350 Reversible single point panic latch



PH355 Reversible three point panic bolt



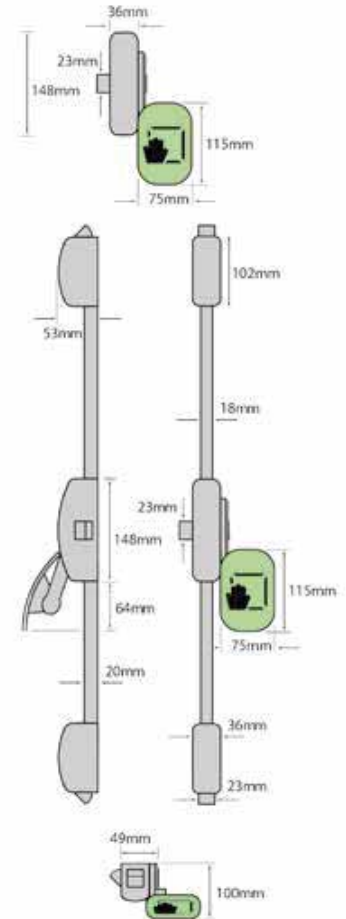
PH357 Reversible three point panic latch



MODULAR RANGE WITH PUSH PAD



Technical Drawings



Technical drawings applicable to PH352, PH356, PH358

Strand Antipanic Modular Push Pad Range

- The push pad emergency exit range comprises of modular components together with a push pad.
- The range offers a large degree of flexibility and can provide 1, 2 and 3 point latches (with horizontal or side entry pullman latches) and 2 or 3 point bolts (with vertical pullman latches).
- Suitable for offices and buildings where people are familiar with the exits and hardware therefore a panic situation is unlikely to develop.

Application

- Supplied with striker plates for timber doors as standard.
- Strikers also available for PVC-U, Aluminium and Steel doors (Please specify when ordering).

Dogging facility:

Dogging should not be used on the fire/smoke door assemblies

- The modular range is available with a dogging or hold-back facility (Additional cost).
- Can only be used on escape doors.
- If required specify when ordering.



All the devices of Emergency Exit Hardware (with push pad) have been tested and certified to: EN 179:2008 (Classification: 3-7-7-B-1-4-4-2-B-A)

Microswitch

- The modular Push Pad range can be provided with a microswitch contained in the operating mechanism (Additional cost).
- If required please specify at the time of ordering.

Outside access

- Optional outside access devices are available to provide entry from the outside (See page 12-13 for further information).

Finishes

Powder coated finishes

Silver EPS (20)

Black EPB (01)

White EPW (25)

Plated finishes

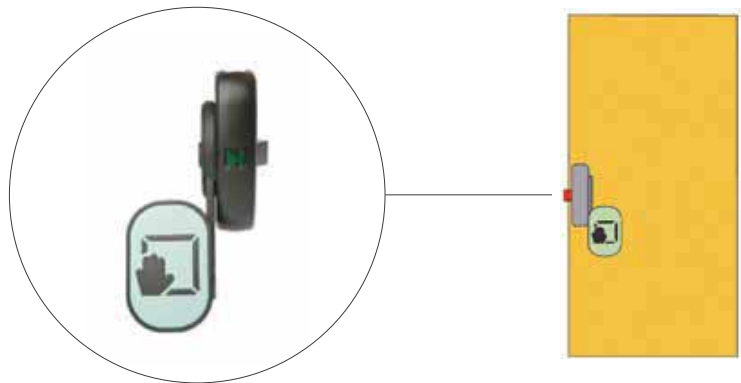
Satin Stainless Steel Plated SSSP (44)

*Polished Brass Plated BP (43)

*Polished Stainless Steel Plated PSSP (55)

* Various other RAL colours and plated finishes are available to special order. Please contact us to enquire.

PH352 Single Push Pad Latch



PH356 3 Point Push Pad Bolt



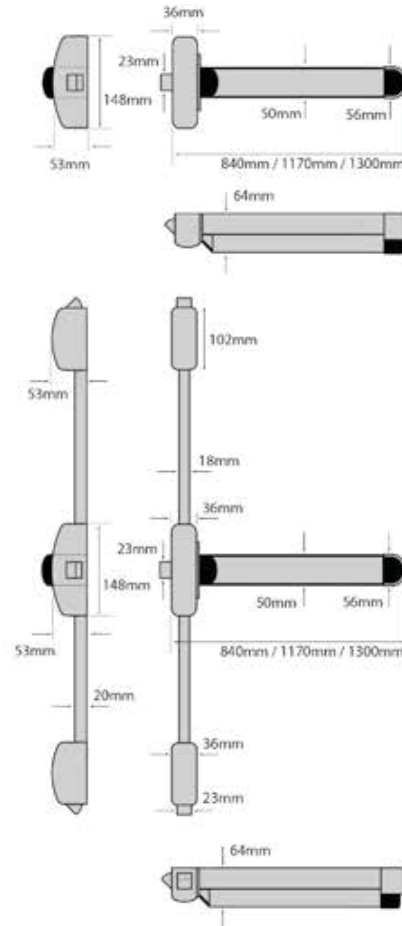
PH358 3 Point Push Pad Latch



TOUCH BAR RANGE



Technical Drawings



Technical drawings applicable to PHT50, PHT55, PHT57



All Panic Hardware devices (with full width crossarm) have been tested and certified to EN1125 : 2008 (classification 3-7-7-B-1-4-2-2-B-A)

Strand Antipanic Touch Bar Range

- The touch bar panic exit range comprises a full width touch bar and modular components.
- The range offers a large degree of flexibility and can provide 1, 2 and 3 point latches (with horizontal or side entry pullman latches) and 2 or 3 point bolts (with vertical pullman latches) and is supplied with dogging as standard (can be provided without if required).
- Standard size touch bar, 840mm, is suitable for doors up to 860mm wide, for doors exceeding these dimensions extra wide touch bars of 1170mm and 1300mm are available.

Application

- Supplied with striker plates for timber doors as standard.
- Strikers also available for PVC-U, Aluminium and Steel doors (Please specify when ordering).

Dogging facility:

Dogging should not be used on the fire/smoke door assemblies


- The touch bar range is supplied with dogging (hold open facility) as standard, it can be supplied without if required.
- Can only be used on escape doors.

Microswitch

- The Modular Touch Bar range can be provided with a microswitch contained in either the operating mechanism or push bar (Additional cost).
- If required please specify at the time of ordering stating the micro-switch location.

Outside access

- Optional outside access devices are available to provide entry from the outside (See page 12-13 for further information).



Finishes

Powder coated finishes

- Silver EPS (20)
- Black EPB (01)
- White EPW (25)
- Silver with Green crossarm SGN (82)
- Black with Green crossarm BGN (81)
- White with Green crossarm WGN (85)
- Black with SAA crossarm BSR (80)
- Other colours (00)


Plated finishes

- Satin Stainless Steel Plated SSSP (44)
 - Satin Stainless Steel Plated with Green cross arm SSGN (84)
 - *Polished Stainless Steel Plated PSSP (55)
 - *Polished Brass Plated BP (43)
- * Various other RAL colours and plated finishes are available to special order. Please contact us to enquire.

PHT50 Single Point Touch Bar Latch



PHT55 3 Point Touch Bar Bolt



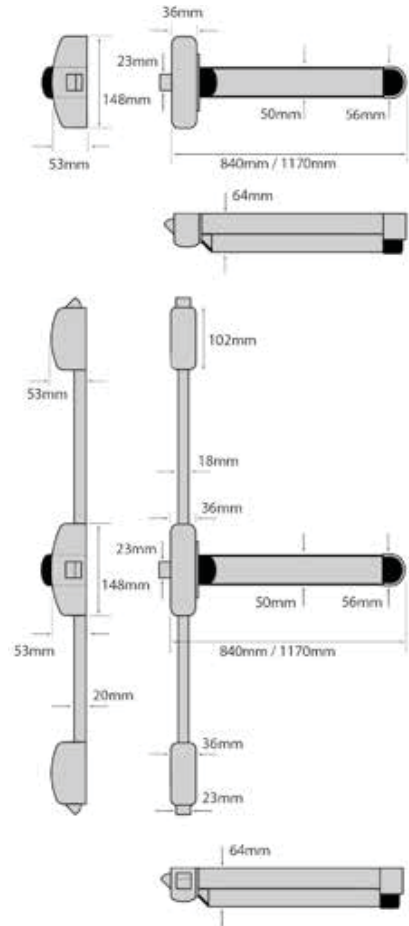
PHT57 3 Point Touch Bar Latch



MOTORISED TOUCH BAR RANGE



Technical Drawings



Technical drawings applicable to PHTM50, PHTM55, PHTM57

Strand Antipanic Motorised Touch Bar Range

- Similar in design to the standard touch bar, the motorised touch bar range comprises a full width touch bar and modular components.
- The range offers a large degree of flexibility and can provide 1, 2 and 3 point latches and 2 or 3 point bolts.
- Standard size motorised touch bar, 840mm, is suitable for doors up to 860mm wide, for doors exceeding these dimensions an extra wide touch bar of 1170mm is available.
- Can be connected to a variety of access entry systems such as a digital keypad, proximity reader or swipe card to allow controlled access from outside.
- Operates on 12-24v DC (stabilised) or 12v AC.
- 2 amp power supply.

Application

- Supplied with striker plates for timber doors as standard.
- Strikers also available for PVC-U, Aluminium and Steel doors (Please specify when ordering).

Dogging facility:

Dogging should not be used on the fire/smoke door assemblies

- Not supplied as standard but is available with a dogging or holdback facility.
- Can only be used on escape doors.
- If required please specify when ordering.




All Panic Hardware devices (with full width touch bar) have been tested and certified to EN1125:2008 (Classification 3-7-7-B-1-4-2-2-B-A)

Microswitch

- The motorised touch bar range can be provided with a microswitch contained in the operating mechanism (Additional cost).
- If required please specify at the time of ordering stating the microswitch location.

Outside access

- Optional outside access devices are available to provide entry from the outside (See page 12-13 for further information).



Finishes

Powder coated finishes


- Silver EPS (20)
- Black EPB (01)
- White EPW (25)
- Silver with Green crossarm SGN (82)
- Black with Green crossarm BGN (81)
- White with Green crossarm WGN (85)
- Black with SAA crossarm BSR (80)
- Other colours (00)

Plated finishes


- Satin Stainless Steel Plated SSSP (44)
- Satin Stainless Steel Plated with Green cross arm SSGN (84)
- *Polished Stainless Steel Plated PSSP (55)
- *Polished Brass Plated BP (43)

- * Various other RAL colours and plated finishes are available to special order. Please contact us to enquire.

PHTM0 Single Point Motorised Touch Bar Latch



PHTM5 3 Point Motorised Touch Bar Bolt



PHTM7 3 Point Motorised Touch Bar Latch

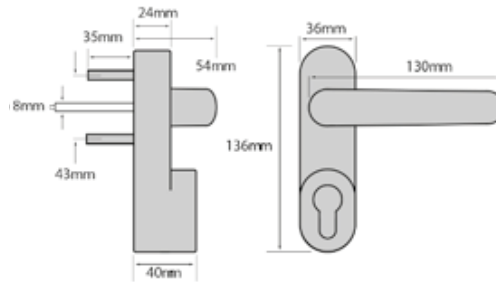


OUTSIDE ACCESS DEVICES

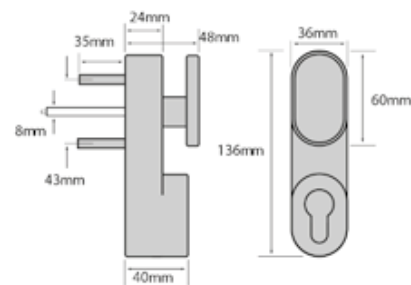
Strand Antipanic outside access devices



PH361



PH371



Description

- Optional outside access device (OAD) with level handle or knob available for use with modular and touch bar ranges.

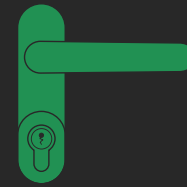
Application

- Where outside access is required two threaded screws allow the centre mechanism of the device and outside access to be bolted securely together.
- Standard spindle suitable for doors up to 100mm thick.
- OAD comes complete with a standard 40mm half Euro cylinder as standard.
- In addition to the standard type of OAD a key retaining version is available (key can only be withdrawn in the locked position).
- Keyed alike and high security options available to order.

Powder coated finishes	Plated finishes
Silver EPS (20) Black EPB (01) White EPW (25)	Satin Stainless Steel Plated SSSP (44)

Other RAL colours and plated finishes available to special order

PH361-01	With lever handle Complete with standard cylinder
PH361-02	With lever handle Key retaining version Complete with standard cylinder
PH371-01	With knob Complete with standard cylinder
PH371-02	With knob Key retaining version Complete with standard cylinder



ES500

Description

- Outside access digital lock.

Application

- Specifically adapted for use with Antipanic modular push bar, push pad and touch bar devices.
- Keypad side only supplied.
- Please order together with a PH109053M backplate.

Finishes

Available in Satin Stainless Steel or Polished Brass finish.



PH381 Electronic Outside Access Device

- Device can be used with single, two or three point latches or bolts where electronic controlled access is required.
- Unit comes complete with key over-ride as standard.
- Can be connected to a variety of access entry systems to allow visitors to enter:
 - Digital keypad.
 - Proximity reader.
 - Swipe card.
 - Push button.
- A signal is sent to the unit allowing the visitor approximately 5 seconds to open the door (indicated by green LED) and then re-sets automatically to secure mode.

Finishes

Available in Satin Stainless Steel Plated, EPS Silver and Black finish.



PH392 Rim cylinder adapter plate

- Rim cylinder adapter plate for use with a rim cylinder for outside access.
- Only suitable for single point push pad and push bar panic latches.

* NB Strand Hardware do not supply rim cylinders



CROSSARMS AND PUSH PADS

PH311 Crossarm (push bar)

Application

- Aluminium reinforced crossarm suitable for modular push bar devices.

Variants	
Part no.	Lengths
PH311-01	950mm
PH311-02	1150mm
PH311-03	1450mm

Powder coated finishes	Alternative finishes
Silver EPS (20) Black EPB (01) White EPW (25) Green (24)	Satin Stainless Steel SSS (14) Satin Stainless Steel Plated SSSP (44)

Other plated finishes and RAL colours are available on request. Please contact us to enquire

PH3350 Push pad with insert

Application

- Our push pad features a green photo luminescent insert which “charges” in light.

Powder coated and Plated finishes



White EPW (25)



Satin Stainless Steel Plated
SSSP (44)




Black EPB (01)



Silver EPS (20)

Other plated and RAL colours are available on request. Please contact us to enquire.

PULLMAN LATCHES AND COVERS



Description

- Pullman latches complete with covers are available in either vertical or horizontal (side entry) versions.

Size of doors

- All Strand Antipanic 3 point devices are supplied with standard size rods and covers which are suitable for doors up to 2585mm high.
- Longer versions of rods and covers are available for doors up to 3150mm high (PH35K9L).

Powder Coated Finishes

Black EPB (01)
Silver Anodised EPS (20)
Green (24)
White EPW (25)

PH35K73 Pair of Vertical Pullman latches and covers



Silver



Black



White



Stainless Steel Plated

Rods supplied separately please see below.

PH35K83 Pair of Horizontal Pullman latches and covers



Silver



Black



White



Stainless Steel Plated

Rods supplied separately please see below.

PH35K93 Set of Standard rods and covers

Suitable for doors up to 2585mm high.

PH35K9L Set of Extra-long rods and covers

Suitable for doors up to 3150mm high.

GLASS DOOR FITTINGS

Patch fittings for glass doors are now available for the modular push bar, push pad and touch bar ranges.

- Supplied in kits which are quick and easy to install.
- Available for single and 2 or 3 point latches and bolts.
- Variety of finishes available.

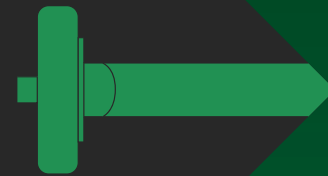
Part no.	Description
PH650	Patch fittings for latch
PH652	Patch fittings for push pad latch
PH655	Patch fittings for panic bolt
PH656	Patch fittings for push pad bolt
PH6T0	Patch fittings for Touch Bar latch
PH6T5	Patch fittings for Touch Bar bolt
PH640	Patch fittings for striker



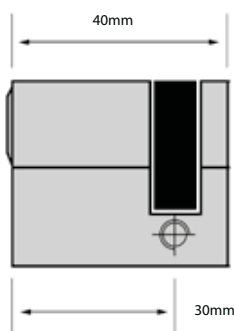
Powder coated finishes	Alternative finishes
Silver EPS (20) Black EPB (01) White EPW (25)	Satin Stainless Steel SSS (14)

Please note: To assist in specifying the correct patch fittings we would need a detailed dimension drawing of the glass door.

CYLINDERS & KEY BLANKS



PH1090 Standard euro profile cylinders PH1091 High security euro profile cylinders



EURO-PROFILE HALF CYLINDERS	
Part no.	Description
PH1090	40mm standard
PH1090-K	40mm Keyed alike
PH1091	40mm High security
PH1091-K	40mm High security keyed alike

PH1010 Standard key blanks PH1030 High security key blanks

Can be ordered to allow extra keys to be cut.



STRIKES

Some typical applications are shown below, if you are unsure which strike you require please enquire. For PVC-U doors we have a range of profile related strikes, we can advise the appropriate strike if you have the name of the profile or a door and frame section drawing.

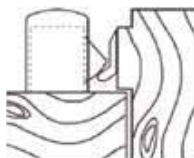
PH4303

Application

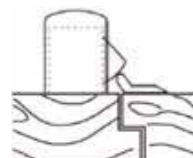
- Top and centre strike for recessed or flushed timber applications.



PH4303 Timber Recessed



PH4303 Timber Flush



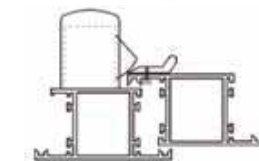
PH4300

Application

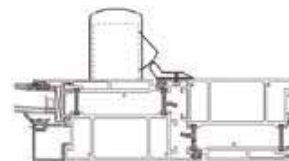
- Top and centre strike for aluminium and steel flush applications.



PH4300 Aluminium - Stepped



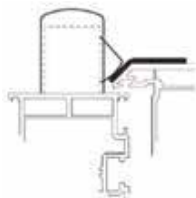
PH4300 Aluminium - Flush



EX9310

Application

- A range of strikes for chamfered or sculptured PVC-U profiles, used with top and centre latches.



PH4304

Application

- Standard floor strike.



EX9304-7 *

Application

- Alternative floor strike and strike for aluminium and recessed frames.



EX9304-6 *

Application

- Easy clean floor strike for use when bolt is dogged.




* Strikes have not been tested on fire and smoke door assemblies *

- For a pair of straight edge doors two panic bolts should be fitted.
- For a pair of rebated doors a panic latch should be fitted to the first opening leaf, using strike PH4303 (for timber) or PH4300 (for aluminium) and a panic bolt (latching top and bottom) fitted to the second opening leaf.
- For extra security a 3 point panic latch may be used on the first opening leaf.

Important

For PVC-U we can specify appropriate strike if you advise profile name or supply a door and frame section drawing. Images shown are an example from our range.

ELECTRIC STRIKES



ELECTRIC STRIKES FOR RIM-TYPE PANIC EXIT DEVICES

- Suitable for use with single point Push bar, Push pad and Touch bar devices.
- 8-14V ac/dc, 24v ac/dc available depending on which is chosen.
- Black, Grey and White RAL Finishes.
- Satin stainless steel finish SSSP (44).

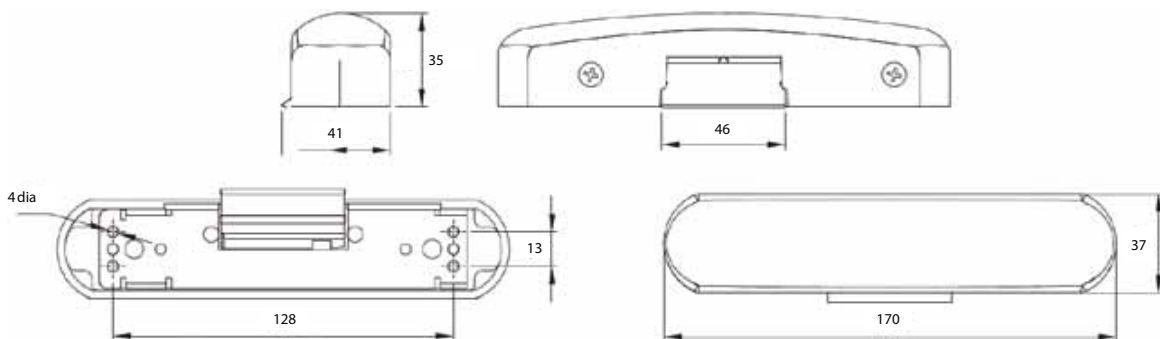


PH52122 - Fail Secure

- Limited Release.
Latch is released upon electrical impulse and when power is discontinued the locking function is automatically restored.
- Voltage: 8-14 V ac/dc.
- Without passage lever.
- Reversible.
- Finishes: Black (RAL 9005), Grey (RAL 7040) and White (RAL 9010) and SSSP (44).

PH53120 - Fail Safe

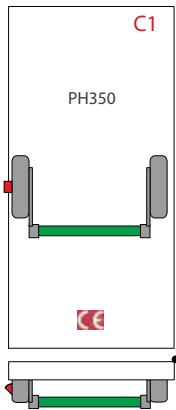
- Limited Release.
Latch is held in locked position continuously and when power is discontinued the latch will release. The locking function is restored when power is applied.
- Voltage: 12V dc.
- Without passage lever.
- Reversible.
- Finishes: Black (RAL 9005), Grey (RAL 7040) and White (RAL 9010) and SSSP (44).



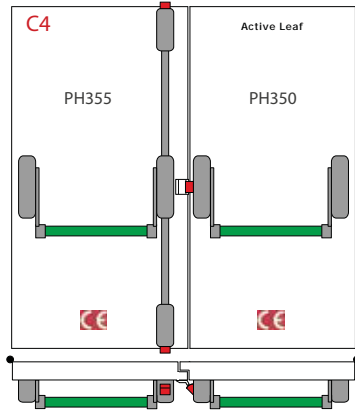
DOOR APPLICATIONS

Modular Push Bars

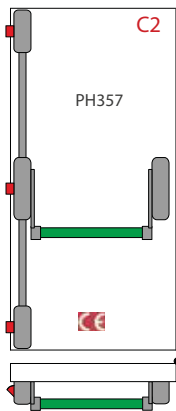
Single Door - Latch



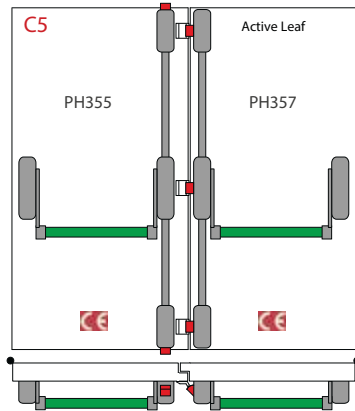
Double Door - Rebated Edge



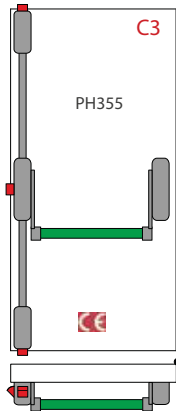
Single Door
3 Point Latch



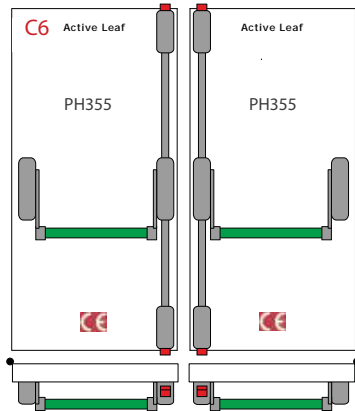
Double Door - Rebated Edge



Single Door
3 Point Bolt

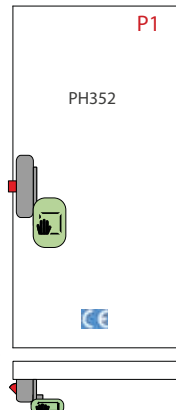


Double Door - Straight Edge

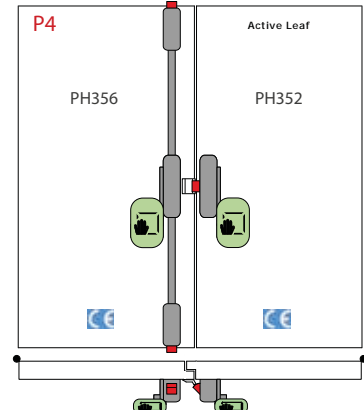


Modular Push Pads

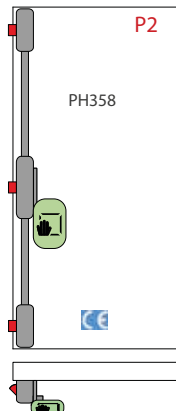
Single Door - Latch



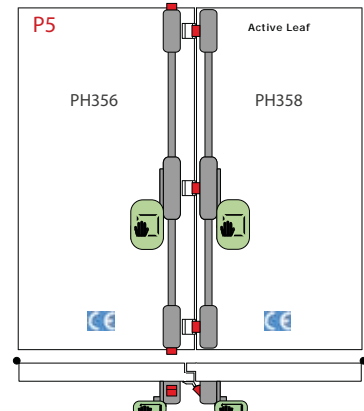
Double Door - Rebated Edge



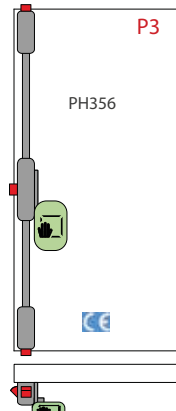
Single Door
3 Point Latch



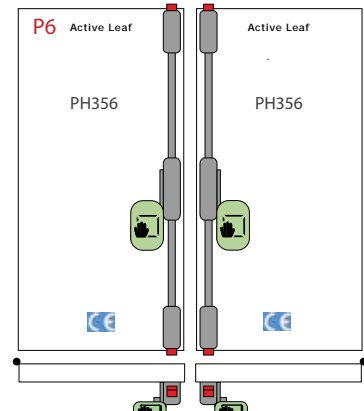
Double Door - Rebated Edge

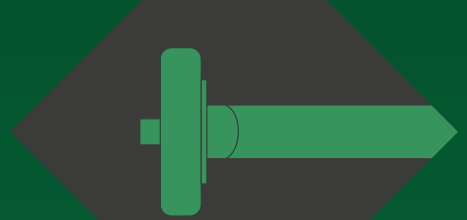


Single Door
Bolt



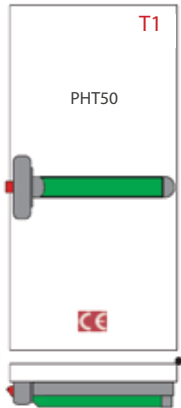
Double Door - Straight Edge



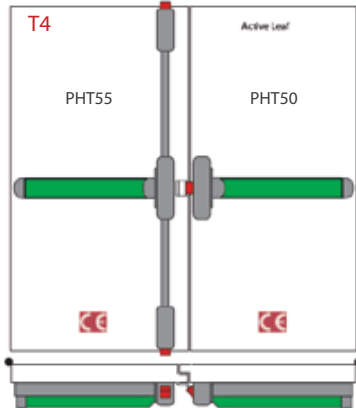


Touch Bars

Single Door - Latch

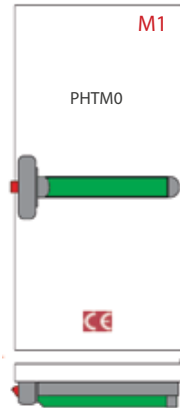


Double Door - Rebated Edge

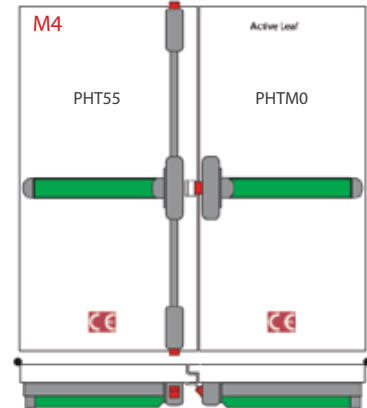


Motorised Touch Bar

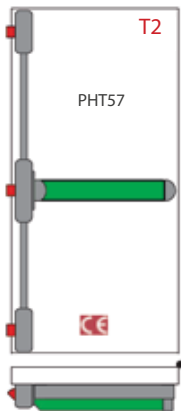
Single Door - Latch



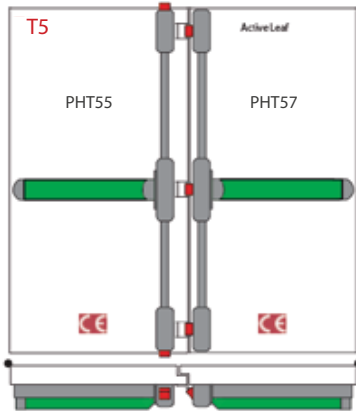
Double Door - Rebated Edge



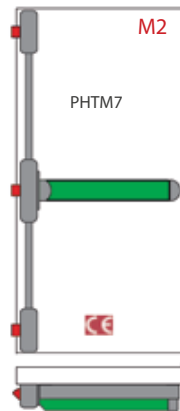
Single Door
3 Point Latch



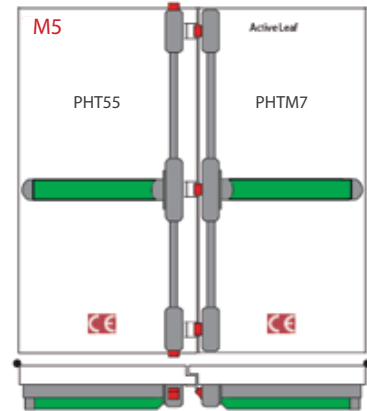
Double Door - Rebated Edge



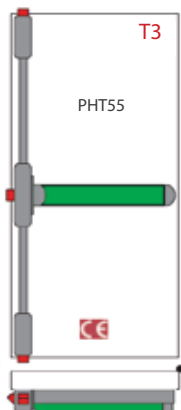
Single Door
3 Point Latch



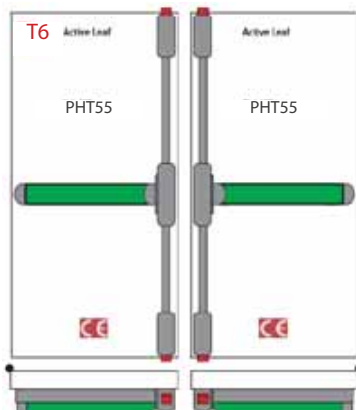
Double Door - Rebated Edge



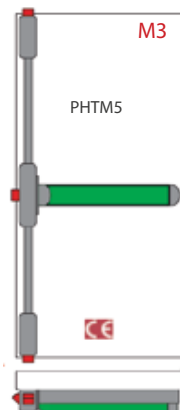
Single Door
Bolt



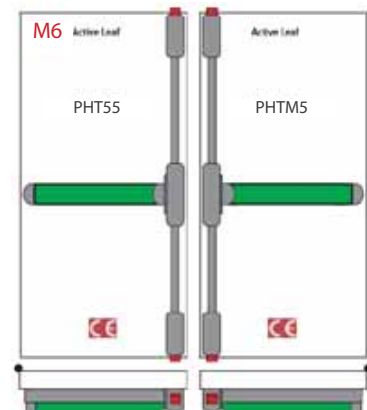
Double Door - Straight Edge



Single Door
Bolt



Double Door - Straight Edge



FREQUENTLY ASKED QUESTIONS



› WHAT IS THE DIFFERENCE BETWEEN EMERGENCY AND PANIC EXIT DEVICES?

Pushpad emergency exit hardware is suitable for premises where people are familiar with the exits and the hardware, and a panic situation is unlikely to develop such as offices and work places where general public are not present.

Crossarm panic exit devices can be used in any type of building such as hotels, schools, retail outlets, and hospitals etc where there is high public traffic and people are unfamiliar with the surroundings.

› WHAT IS MEANT BY THE TERM DOGGING?

A dogging facility is a means of holding the latch bolts retracted to permit free passage through the door until released when the door is then secured. The legislation BS EN1125 specifies that for fire/smoke door assemblies the panic device shall not include any form of dogging mechanism. Therefore such devices can only be used on escape doors.

› WHICH STANDARDS APPLY TO ESCAPE HARDWARE?

BS EN 1125 applies to panic exit hardware operated by a horizontal bar such as our cross bar modular and touch bar range.


BS EN179 applies to emergency exit devices operated by lever handles or push pads such as our push pad modular range.



All the devices of Emergency Exit Hardware (with push pad) have been tested and certified to: EN 179:2008 (Classification: 3-7-7-B-1-4-4-2-B-A)



All Panic Hardware devices (with full width touch bar) have been tested and certified to EN1125:2008 (Classification 3-7-7-B-1-4-2-2-B-A)



› **CAN I MAKE A 3 POINT ESCAPE DEVICE INTO A 2 POINT DEVICE?**

Yes, to do this you need to blank off the middle latch bolt with the blanking plate provided with the product.

› **HOW CAN I GAIN ACCESS FROM THE OUTSIDE TO A DOOR FITTED WITH ESCAPE HARDWARE?**

For our modular and touch bar range you can use one of the following OAD (Outside Access Devices); PH361 with lever handle, PH371 with knob handle, ES500 digital lock or PH381 electronic device.

› **CAN I HAVE AN OUTSIDE ACCESS DEVICE WHERE YOU HAVE TO USE A KEY TO GAIN ENTRY FROM THE OUTSIDE EACH TIME?**

Yes, you need to specify the key retaining version, as with all OADs escape is always possible from the inside.

› **CAN I LINK MY PANIC HARDWARE TO ELECTRONIC ACCESS CONTROL?**

Yes, you would need to specify the motorised touch bar, or the PH381 electronic outside access device used in conjunction with our internal escape hardware.

› **CAN YOU USE PRODUCTS FROM DIFFERENT MANUFACTURERS WITH OUR ESCAPE DEVICES?**

The current EN standards do not permit the mixing of different manufactures escape hardware products. For example an outside access device from one manufacturer cannot be used with an internal escape device from a different manufacturer.

› **WHAT TYPE OF CYLINDER DOES THE OUTSIDE ACCESS DEVICE TAKE/USE?**

40mm overall standard half euro cylinder.

› **WHICH STRIKER DO I NEED?**


Strikers are available to suit timber, metal and PVCu doors. To specify the correct striker for PVCu we will need to know the name of profile or will require a profile drawing.

Typical applications are shown on pages 18 of this catalogue. If you are still unsure and require further assistance please do not hesitate to contact us.

› **WHICH DEVICE DO I NEED TO SUIT MY APPLICATION?**

Please refer to the Strand Antipanic door applications shown on pages 20 and 21. If you are still unsure and require further assistance please do not hesitate to contact us.

INTRODUCTION TO D-FINE



A separate D-FINE catalogue is available. Please refer to our website or contact us to request a copy.



An innovative and unique line, the D-FINE range of panic exit devices are constructed entirely out of 316 stainless steel, including all internal and external components. This guarantees maximum functionality and a long lifetime even under the most extreme weather and atmospheric conditions. These devices are salt spray tested to 800 hours.

Versatility, style and functionality all in a single product.


THE ONLY PANIC DEVICE ENTIRELY MANUFACTURED IN STAINLESS STEEL GRADE 316.

Stainless steel is well established as a corrosion resistant material for many items used in buildings and in particular equipment in swimming pools, Spas and Leisure centres.

Grade 316 stainless steel has the highest corrosion resistance and is typically specified for equipment in pool areas, coastal locations and other corrosive environments.

ADDITIONAL RANGES

GLASS CENTRAL



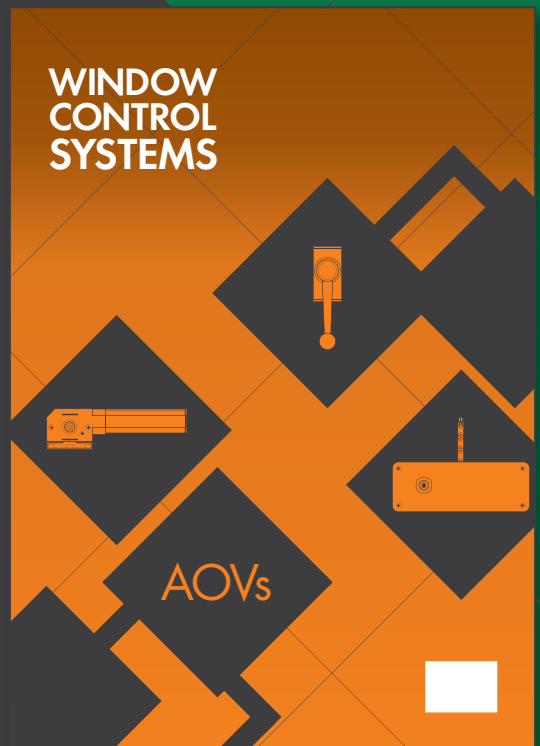
WINDOW & DOOR HARDWARE



D-FINE



WINDOW CONTROL SYSTEMS





3-5 Century Building
Summers Road,
Brunswick Business Park
Liverpool,
L3 4BL
T: 0151 707 6858
E: enquiries@rbaliverpool.co.uk

www.rbarchitectural.com

RB ARCHITECTURAL
HARDWARE